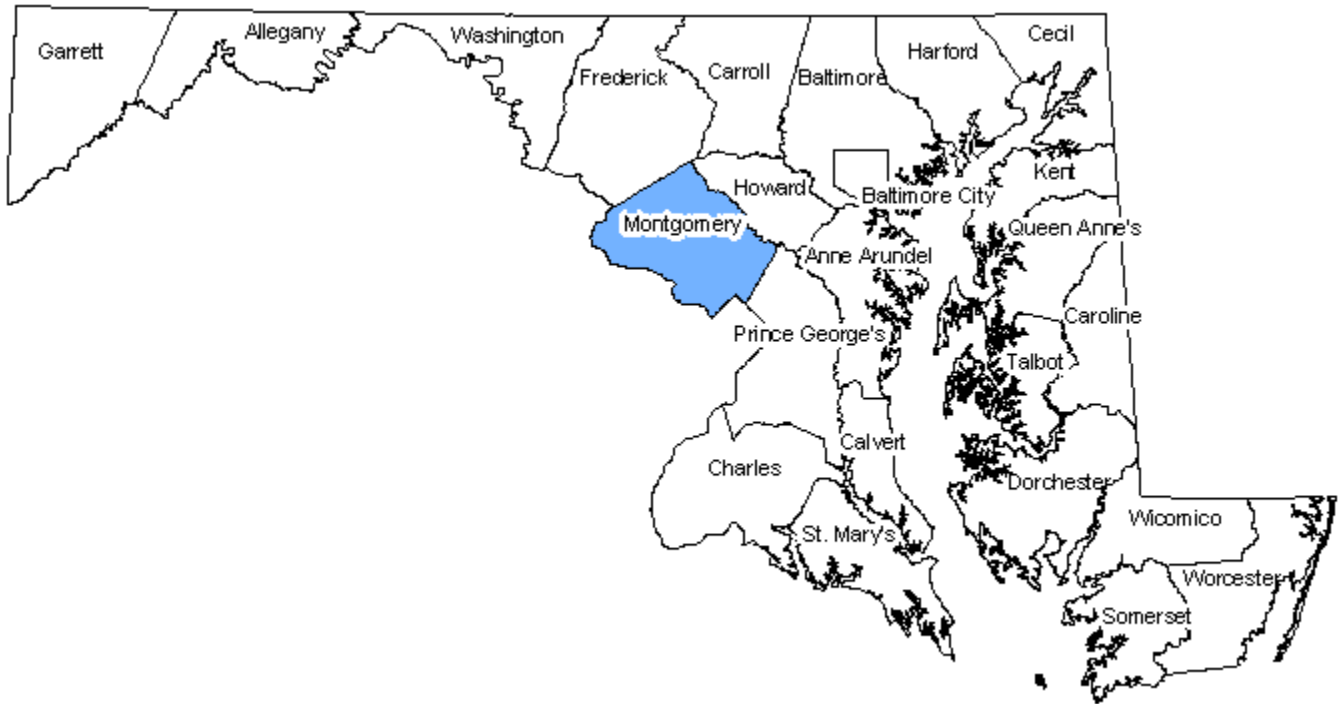


Montgomery County Market View

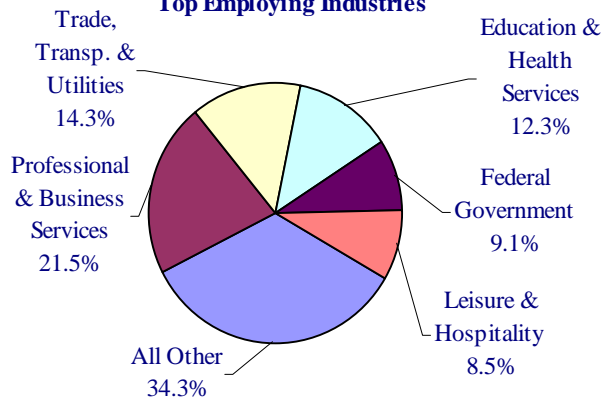


Quick Facts

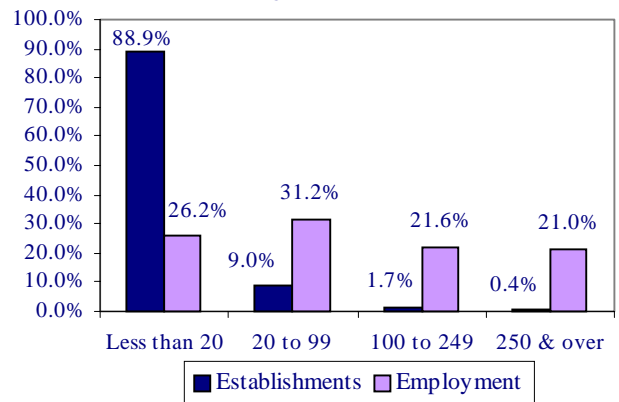
- Population (2004) 921,690
- Civilian Labor Force (2004) 497,217
 - Employment 481,555
 - Unemployment 15,662
 - Unemployment Rate 3.1%
- % of Maryland's Labor Force 17.2%
- Industry Employment (2004) 448,782
- Business Establishments (2004) 31,760
- Average Weekly Wage by Industry (2004) \$996
- Total Projected Job Openings Through 2012 197,483

Montgomery County Market View

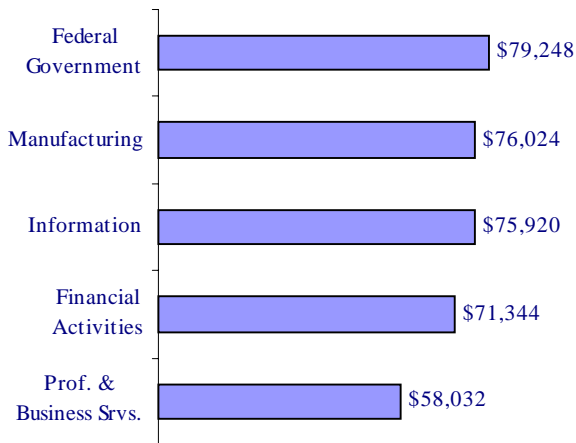
Top Employing Industries



Private Sector Business Establishments & Employment Concentration by Size Class 4th Quarter 2004



Highest Annual Wages



Top Job Gains by Industry 2004

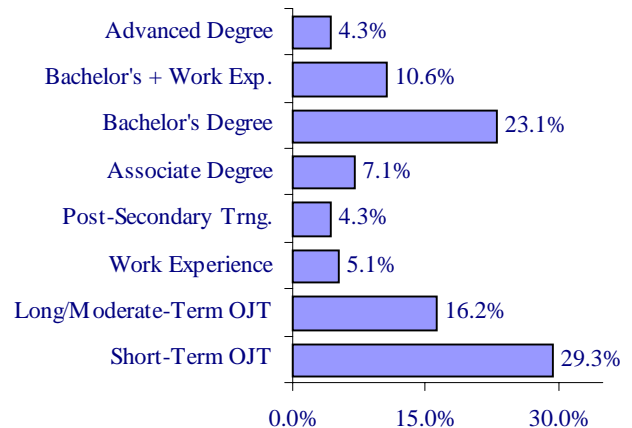
Administrative & Support Services	1,161
Professional & Technical Services	726
Ambulatory Health Care Services	647
Management of Companies & Enterprises	607
Specialty Trade Contractors	469
Construction of Buildings	427
Nursing & Residential Care Facilities	349
Support Activities for Transportation	343
Credit Intermediation & Related Activities	255
Real Estate	252
Educational Services	221

Top Performing Occupations 2002-2012

Occupation	Total Openings*
Retail Salespersons	6,513
Cashiers	5,546
General & Operations Managers	5,104
Registered Nurses	4,571
Waiters & Waitresses	3,698
Janitors & Cleaners, exc. Maids & Housekeeping	3,682
Combined Food Prep. & Srvg. Wrkrs., inc. Fast Food	3,430
Security Guards	3,093
Office Clerks, General	2,841
Computer Systems Analysts	2,694

* Combine openings due to growth & replacement demand

Projected Demand* by Education/Training



*Percent of Openings Due to Growth